

www.friendshipquilters.net

**Friendship Quilters Guild
2011 Executive Board**

President:

Peggy Williams

205-763-2479

pjwquilt1@yahoo.com

Vice-President:

Shelia Robertson

205-629-5413

logcabin@windstream.net

Secretary:

Margaret Rose

205-338-8556

ltmargaretrose@msn.com

Treasurer:

Donna Nicholson

205-425-4218

dnicholson@bham.rr.com

April Meeting: Saturday,
April 9, 2011

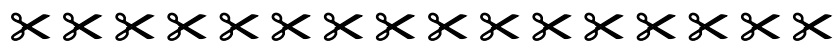
Place: Glenn City Community Center
(10th Avenue & 16th Street,
near Duran South School)

Time: 9:30 AM Refreshments
& Social Time
10:00 AM Meeting

Fat Quarter for April: dot fabric

Block of the month for April: Stairs to the Stars
(can be found at www.quilterscache.com)

Program for the April meeting: Appliqué taught by Brownie Drummonds
(See information in this newsletter.)



Did you notice what happened at our March meeting? When the announcement was made for those having “show and tell” to go to their quilts, more quilters got up than remained seated! It was like a mini quilt show. Whether making quilts for ourselves, as gifts for family and friends, or as charity quilts to comfort others, Friendship Quilters are a talented and busy bunch. How exciting to be part of such a special group who share their love of quilting!

A MESSAGE FROM OUR PRESIDENT, PEGGY WILLIAMS

Greetings,

Spring is definitely in the air and with it, quilt shows are springing up all around us. Watch the Newsletter for dates and locations. We plan to keep our business meeting brief next week in order to devote the meeting time to our Appliqué Program. (See Shelia's comments and Brownie's notes concerning her demo.)



We were glad to have Sarah Childress back with us. Since she generally works on Saturdays, we have been missing her. Love you Sarah. Also, we learned that Debbie Swann has been ill for several weeks and she has not been able to be with us. Take care Debbie, we love you. And let's always remember Jackie Crumley in our prayers. If anyone hears of illness in our guild, please notify me, Jackie White, Irene Dison, or Mary Casey.

Thanks to all who have been working hard and getting their blocks ready for the Opportunity Quilt Project. Donna Nicholson plans to be with us on Monday, April 11th, to work on the assembly of the quilt. So, all who are willing and are able please join us on Monday at the Glen Center from 9:00 AM to about 3:00 PM We will plan lunch.

As you may have learned, our Spring Retreat at Sunset Inn has been cancelled. But fret not. In lieu of the retreat, we will gather at the Glen Center on the same days, April 14, 15, and 16, for our second Sew-In of this year. Same as before, we will gather on Thursday, Friday, and Saturday at 9:00 AM until about 4:00 PM And, as before, there will be no cost for the event. We will, however, be individually responsible for our lunches. We do have a plan which will be voted on during the April meeting. The plan is for each of us to bring some type of salad or dessert on Thursday, have Subway sandwiches on Friday, and order pizza from Papa Johns on Saturday. This suggested menu will help hold the cost to a minimum and be simple. There is no planned class for Saturday. We hope to devote one day to work on charity projects, (such as Quilts of Valor) otherwise you are on your own for personal projects.

Terry Russell will bring fabric donated for prayer quilts to the Sew-In. Please feel free to search through this stash and help us "USE IT UP".

Hope to see you all on Saturday. Remember to bring your Show'n' Tell, name tag, fat quarter, BOM, and a SMILE. Fellowship begins at 9:30.

PS: "Every quilt starts with a single stitch."

Peggy

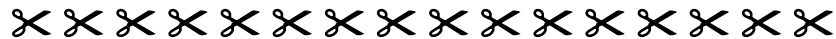
Hello My Quiltey Buddies,

Our guild meeting is coming fast, so lets get prepared. Our program for April is Appliqué. Since there is so many ways of preparing our fabrics before you get to the actual sewing down process, we will talk about this. Then following, there will be three people showing the complete process in more detail. Brownie will be demonstrating using no-melt mylar. Brenda will demonstrate a new technique. Then, I will be demonstrating using a paper technique. Check out all the techniques and try your hand at all three. Brownie has prepared a article for you to read over, then have a few supplies ready for her demo.



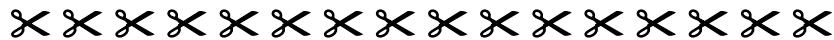

Let's all get excited about learning!

Happy Quilting and Piecing,
Shelia



WHITE ELEPHANT SALE UPDATE

We made \$97.45 on our white elephant sale in March.



APRIL BIRTHDAYS

- 12 Gary Batson
- 16 Terri Andrews
- 29 Terry Russell

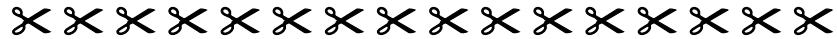


BOM & FAT QUARTERS FOR APRIL

All blocks of the month are taken from www.quilterscache.com. This year you make all or any of the blocks in your own color choices and then make and keep the quilt yourself (that is after showing it off at our annual Christmas party). The April block is Stairs to the Stars (12 1/2"), and completed blocks will be displayed at the April meeting. The April fat quarter is dot fabric. If you have any questions about the BOM or fat quarters, or have not received the lists of those for the year, see Shirley Sargent.

CYBERQUILTING

Look at Bonnie Hunter's website, www.quiltville.com for lots of great quilt ideas. Also, read her blog for inspiration and stories of her travels teaching classes.



FOR SALE: Brother ULT200 Embroidery and Sewing Machine. It has 4 hoops and a manual. It has not had much use and is in great condition. Asking price: \$1,400.00. See Shirley Sargent if you are interested.



A GLOSSARY OF QUILTING TERMS AND QUILT DEFINITIONS

Appliqué: a piecing process using small amounts of fabric which are then sewn onto a background fabric in a decorative design such as curved floral or animal motifs. Appliqué can be done by hand, machine or with fusible web, and is often combined with pieced blocks or placed in the border to frame a pieced quilt. Appliqué is a great technique to cover stains, rips or other problem areas.

Backing: the bottom or back layer of a quilt, usually a plain unadorned fabric that has been pieced to the width of the quilt. The backing is where you should put your label!

Bare Feet: device for finding pins in a carpet.

Basting: Long stitches used to hold the top, batting and backing of a quilt together while the quilting is being done and removed when the quilt is completed. A quilt can also be basted with curved safety pins, a tacking gun or a spray adhesive. Fusible batting is also available.

Batting: Sometimes called wadding or stuffing, this is the layer in the center of the quilt sandwich, giving it warmth and thickness. Batting can be cotton, polyester, blends, silk, or wool.

Dining room table. Also known as a quilting studio, this piece of furniture can also be used to serve a meal. See: pizza.

Directional print --fabric with a printed pattern that has a definite direction or grain (nap.) Care must be taken to match the direction when piecing.

Fabraholic A non word. No one can have too much fabric.

Ease --to make two pieces of different sizes fit together in the same seam. One piece may have to be stretched a little, or bunched up slightly in order to get both pieces the same length.

Quilter's Candy: A fat eighth. (11' x 18") Either that or chocolate.

APPLIQUE
STARCH AND TEMPLATE METHOD
For the April 9th 2011 Guild Meeting

This type of applique requires some ironing before you begin to sew but this step is time well spent. To me the advantage of this method is that the seam allowance is turned under so nice and neat. This makes the applique process easy with satisfying results.

SUPPLIES YOU WILL NEED

- Iron: for dry ironing
- Heat resistant plastic: Mylar
- Spray starch with a cap
- Small brush or cotton swabs
- Press cloth to protect your ironing pad
- Needles: size 10 or 11 sharp or applique needles
- Scissors
- Permanent marker (fine if you have it)
- Thread: For a practice piece, a fine cotton thread, if you cannot match you fabric, gray works well for a lot of colors. I use silk, but this takes some getting use to.
- Fabric: For a practice piece you can use charms, fat quarters or large scraps. Make sure you have a good contrast. Muslin makes a very good background, a 15"X15" piece would make a nice pillow.

This is my favorite method of applique. It's a wonderful "take along project". I will have some floral patterns for you and some ½ sheets of Mylar. You bring muslin and 4 or 5 fat quarters

When I try a new technique I make a pillow, paper piecing, bargello, and this kind of applique.

See you at the April meeting. Brownie




REFRESHMENTS FOR OUR MEETINGS

Refreshments for April:

Donna Nicholson, Jordan Huey,
Celesia Burke.

Refreshments for May:

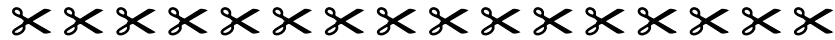
Brenda Franklin, Jackie White, Irene Dison.



UPCOMING LOCAL QUILTSHOWS

ST CLAIR CO. FARMERS FEDERATION WOMEN'S DIVISION QUILT FAIR

Saturday, April 23rd, 10:00 AM until Noon
ALFA Building - Ashville
FREE Admission



10TH ANNUAL QUILT SHOW AND SYMPOSIUM OF ALABAMA



Judged Quilt Show and Merchants' Mall St. Bernard Retreat Center, Cullman, Alabama \$5 Quilt show admission

Thursday, June 9th, 1 PM – 5:30 PM;

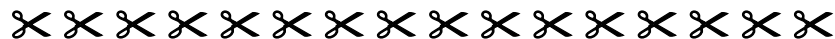
Friday, June 10th, 8 AM – 5:30 PM; and

Saturday, June 11th, 8 AM – 5 PM

Directions: Take I-65 to Exit 308, then 4 miles east
on Hwy 278 to St. Bernard Dr.

For other information contact JoAnn Copeland at

joiris@bellsouth.net or visit our website at www.QSAI.org



BIRMINGHAM QUILTERS GUILD QUILTFEST 2011

June 4th and 5th

Oak Mountain Middle School

5650 Cahaba Valley Road (Hwy 119)

Hours: 10 until 5, Saturday and 1 until 5, Sunday

\$5 per person Quilt show admission

Quilt Show with 300+ quilts, numerous vendors, door prizes, boutique, free demonstrations, scissor/knife sharpening, car cozy, many opportunities to win everything from the donation quilt to a Laura Ashley Edition Machine by Brother. For more information, check out www.bhamquilters.com or call 205-905-5564.

MINUTES OF FRIENDSHIP QUILTERS MEETING

March 12, 2011 at Glen Community Center, Pell City, AL

The meeting called to order at 10:00 AM by president Peggy Williams who welcomed 32 members and 3 visitors: Beth's granddaughter, Elizabeth, Peggy Williams' daughter, Franny and Deb Saska who came with our Jacksonville members.

Shirley Sargent gave an inspirational reading from "Things I learned from God while Quilting" about a jacket found at a store that had been made from a friendship quilt.

January and February minutes were approved as posted on the web site and in the newsletter.

January and February treasurer's reports were approved.

Donna Nicholson presented the budget again. It was amended to include money for web site if needed. Budget was approved as amended. We voted to name the Opportunity Quilt "Harvest Splendor"

Margaret Rose presented information about making quilts of valor for the 180 bed veterans home being built in Pell City. Examples included

- a blue & white 9-patches and snowballs quilt with military airplanes quilted in the snowball blocks and stars quilted in the borders and 9-patch blocks made by Margaret.
- a scrappy red, white and blue divided 9-patch pieced by Irene Dison which Margaret will quilt with stars.
- a just can't cut it done with army fabrics pieced by Jackie White which Margaret will quilt, but hasn't decided on a quilting pattern yet.

Other suggestions include a purple heart quilt, quilts using the colors of campaign medals, civil war fabrics or even an Alabama quilt. It was brought up that veterans might prefer non-flag like quilts while they are alive because their coffins are draped with flags. Quilts should be approximately 60 inches by 90 inches to cover an adult twin size bed. Margaret has received money from the American Legion Post 170 in Ashville and the Disabled American Veterans Chapter 27 in Pell City to help defray some of the costs and has purchased batting and backing fabrics. Margaret moved, Ceesia seconded that we make quilts for this project. The guild voted unanimously to support this project.

Terry Russell discussed prayer quilts and Project Linus. Terry moved that we keep an inventory of 3 adult quilts and 2 baby quilts for our prayer quilts. Terry has an inventory of quilt tops that need quilting. Margaret seconded. Vote was unanimous.

Jackie White mentioned the DHR, President Peggy had checked the minutes and noted that DHR quilts were never voted on and DHR was never contacted.

Shelia moved, Margaret seconded that we have Sew-ins quarterly to work on our charity projects for Quilts of Valor, prayer quilts, or other projects the guild decides to work on. Motion carried unanimously.

Shelia discussed upcoming programs that we will have at future meetings. We have 7 spaces available for our April retreat.

Peggy Williams discussed that the Cottage has been sold and read a note from the former owner, Diane.

Margaret read other communications: a thank you from Tommy Sue Goodwin and from Terri Andrews.

Show and Tell for all the beautiful Gordian Knots and few others:

Sally Day's Alabama quilt and Mary Casey's baby quilt, Terry Ware's pieced jacket, Esther's quilt tops, and Judy Goodwin's quilts from 2002 and 2003 that she's finally finished. All were lovely.

Paige Everett discussed the Cullman quilt show and classes that is coming up.

Peggy Williams mentioned the Birmingham Guild's show at Oak Mountain Middle School June 4 and 5.

Florence passed out Birthday gifts to members having birthdays.

Shirley Sargent discussed the block of the month for April.

Brenda Franklin called for assistance with refreshments. The list was filled and members were encouraged to sign up for fill-ins.

Secret pal gifts were distributed.

Donna Nicholson did a paper piecing demo and meeting adjourned.

The white elephant sale did well. Thanks to everyone who participated.

Respectfully submitted,
Margaret Rose, Secretary.